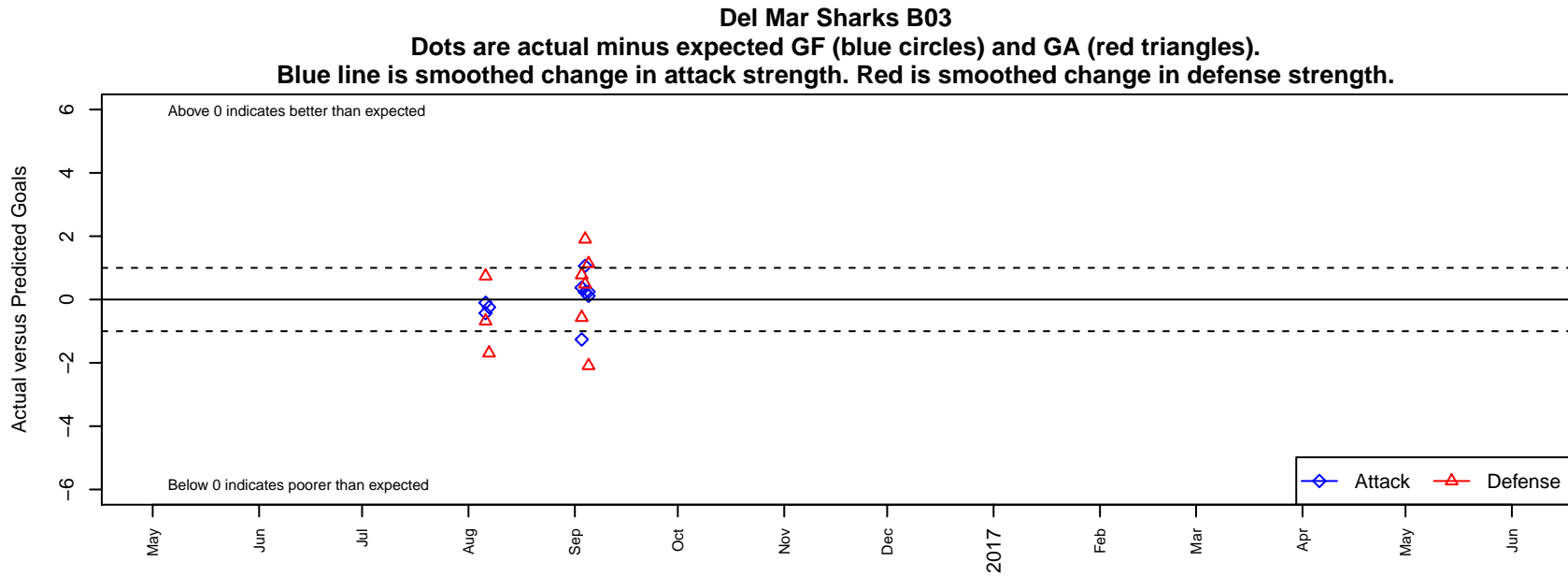


Del Mar Sharks B03

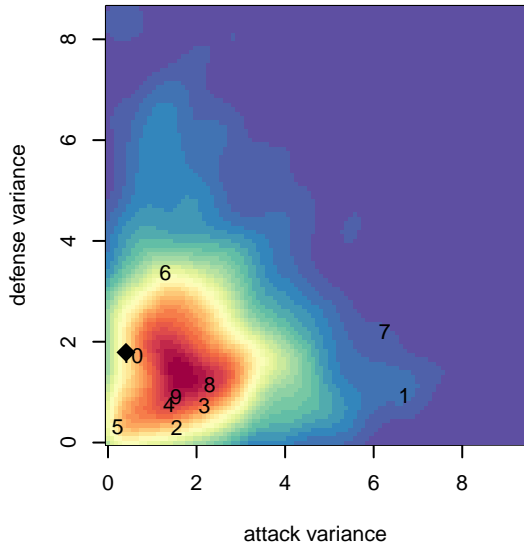
, CAS
B03 total strength=1630
attack=18.63 defense=16.97
notes= Barton

alt names used:
DEL MAR SHARKS BARTON (CAS)
DEL MAR SHARKSDMCV SHARKS BARTON

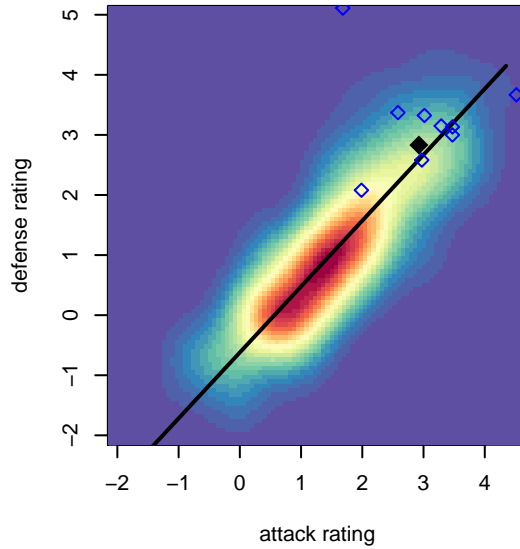
Venues played:
2016 Surf Cup Super Black U14
2016 NHB Cup Flight 1



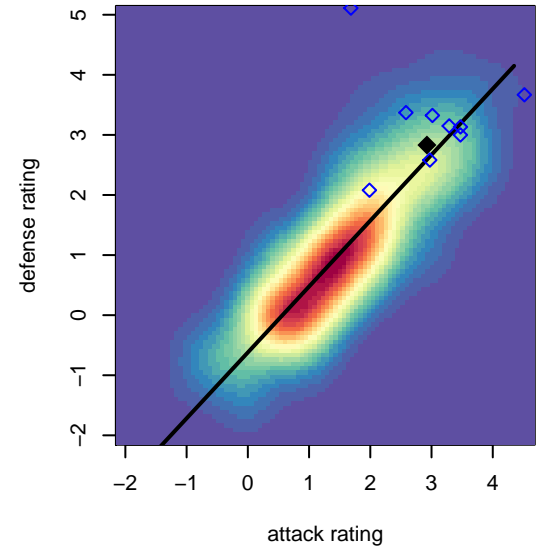
**attack and defense variance (black dot)
relative to other teams
and top 10 in region**



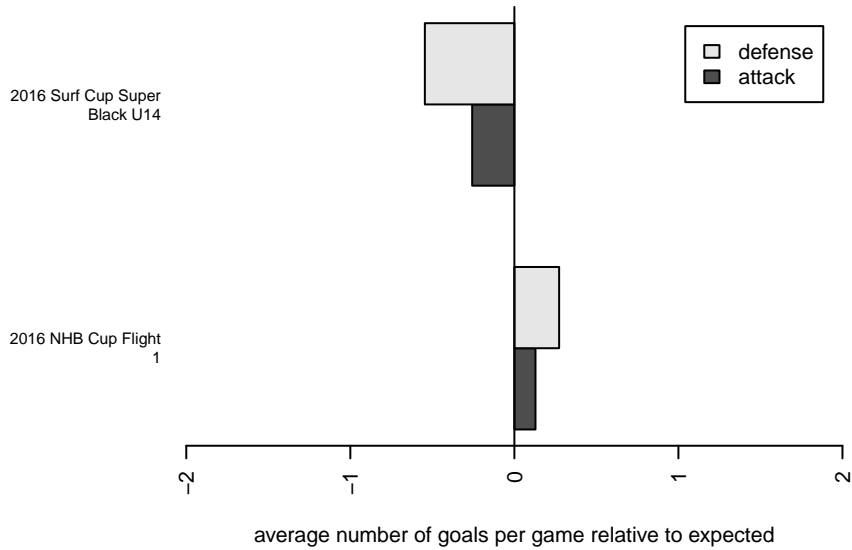
**attack and defense rating
relative to others at age
and all opponents in last 13 months**



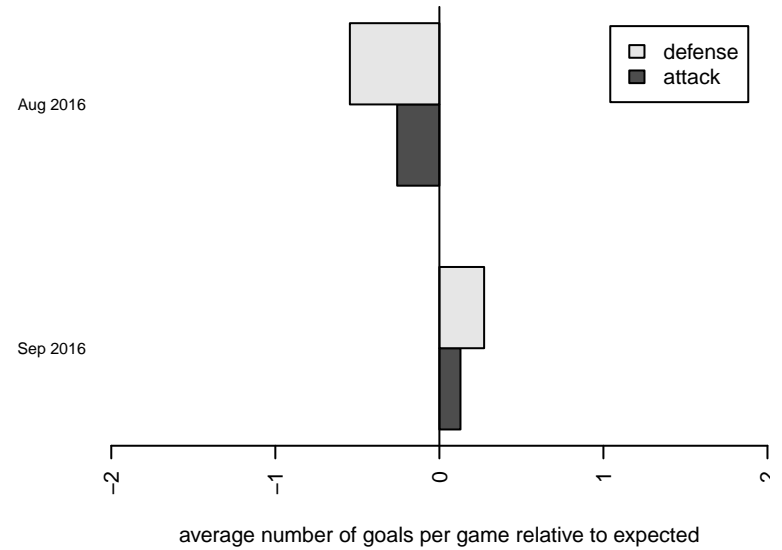
**attack and defense rating
relative to others at age
and all opponents in last 13 months**



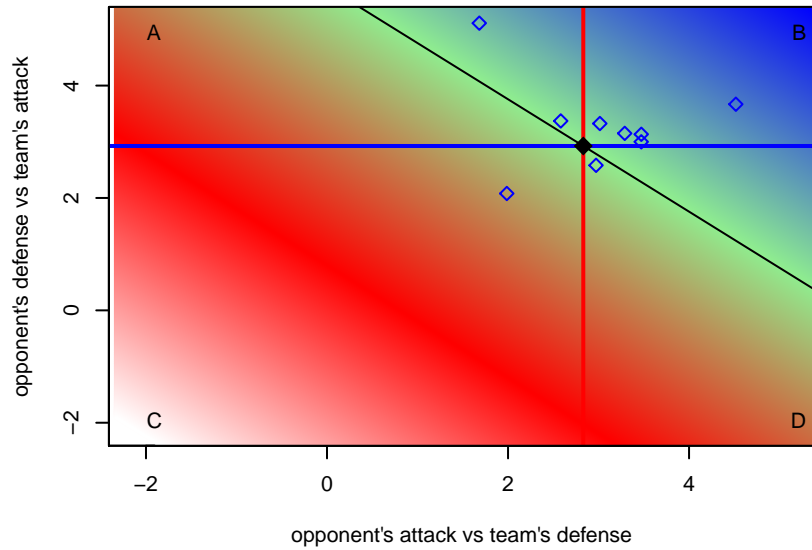
Performance relative to 13 month average



Performance relative to 13 month average



Distribution of opponents
 Red = Lose zone, Blue = Win zone, Green = Even
 Black line separates win/lose zones



lot. A=Neither has attack advantage, B=Opponent has both attack and defense advantage, C=Opponent has both attack and defense disadvantage, D=Both have

date	home		away		venue	pred.home	pred.away
16-09-05	Del Mar Sharks B03	1	San Tan Legacy Red B03	0	2016 NHB Cup Flight 1	0.75	1.13
16-09-05	Los Angeles United FA Academy Reserve B03	4	Del Mar Sharks B03	1	2016 NHB Cup Flight 1	1.91	0.88
16-09-04	Del Mar Sharks B03	1	SF Glens Evolution Black B03	0	2016 NHB Cup Flight 1	0.77	1.90
16-09-04	Del Mar Sharks B03	2	Sereno Southeast Chelsea White B03	1	2016 NHB Cup Flight 1	0.94	1.48
16-09-03	Los Angeles United FA B03	1	Del Mar Sharks B03	1	2016 NHB Cup Flight 1	0.43	2.26
16-09-03	Del Mar Sharks B03	1	Tanque Verde SC Blue B03	0	2016 NHB Cup Flight 1	0.62	0.78
16-08-07	Eastside FC Red B03	3	Del Mar Sharks B03	1	2016 Surf Cup Super Black U14	1.31	1.24
16-08-06	San Jose Earthquakes PDA B03	5	Del Mar Sharks B03	0	2016 Surf Cup Super Black U14	5.74	0.43
16-08-06	Del Mar Sharks B03	0	Albion SC Academy B03	1	2016 Surf Cup Super Black U14	0.10	0.32